

Product Overview

Vega 5000



Vega 5000 features

- Available as 24 port FXS + 2 port FXO – Vega 5000/24
- Available as 48 port FXS + 2 port FXO – Vega 5000/48
- Desktop or 19" rack mount
- I U

FXS

- 24 ports or 48 ports
- Loop start signaling
- Generate FSK (mdmf & sdmf) and DTMF Caller ID
- Line current reversal generation (answer and disconnect indication)
- Loop current disconnect generation (disconnect indication only)
- Fallback relays to 2 dedicated FXO ports

FXO

- 2 ports
- FXO ports provide 'FXS fallback'
- Loop start signaling
- Detects FSK (mdmf & sdmf) and DTMF Caller ID
- Line current reversal detection (answer and disconnect detection)
- Loop current disconnect detection (disconnect detection only)
- Tone detection clear-down

Vega general product features

- Web browser configuration
- 10 base T / 100 base TX LAN
- QOS packet marking
 - layer 3 Type Of Service
 - layer 2 802.1 p/q
- Call detail records available
 - from Telnet and Serial interfaces
 - via Radius accounting records
- Built in dial planner
 - routing
 - number translation
 - white listing
- SNMP
- SYSLOG
- Auto-load of configuration and firmware
 - at boot
 - scheduled

Vega VoIP features

- Echo cancellation
 - G.168 – up to 128ms
- Codecs / companders
 - G.711Alaw64k
 - G711ulaw64k
 - G729AnnexA (/b)
 - G.723.1
 - T.38
- Silence suppression configurable per codec

Environmental

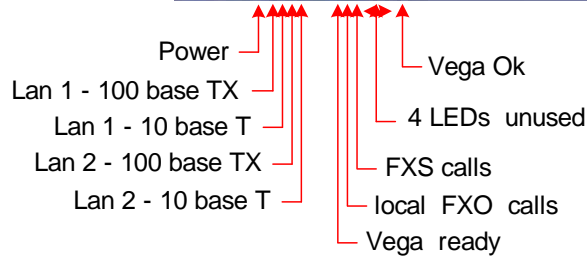
- Operating temperature: 0°C to +40°C
- Storage temperature: -20°C to +70°C
- Humidity: 0 to 90% (non condensing)

Power

- 100 - 240 Vac, 47 - 63 Hz, 1A - 0.5A for Vega 5000 / 24
- 100 - 240 Vac, 47 - 63 Hz, 2A - 1A for Vega 5000 / 48
- Fuse rating: 3.15A H - type T (e.g. Bussmann S505)


Physical dimensions

- 445mm (17.5") x 44mm (1.7") x 280mm (11") width / height / depth
- Industrial rack mount: 483mm (19"), 1U
- Weight (Vega 5000/24): 3.9 kg
- Weight (Vega 5000/48): 4.5 kg



Telephony status LEDs	LED Off	LED On
Vega 5000	No call in progress	1 or more calls in progress

Vega Ok LED	LED Off	LED flashing	LED On
Vega 5000	Over temperature	Fan failed	All OK



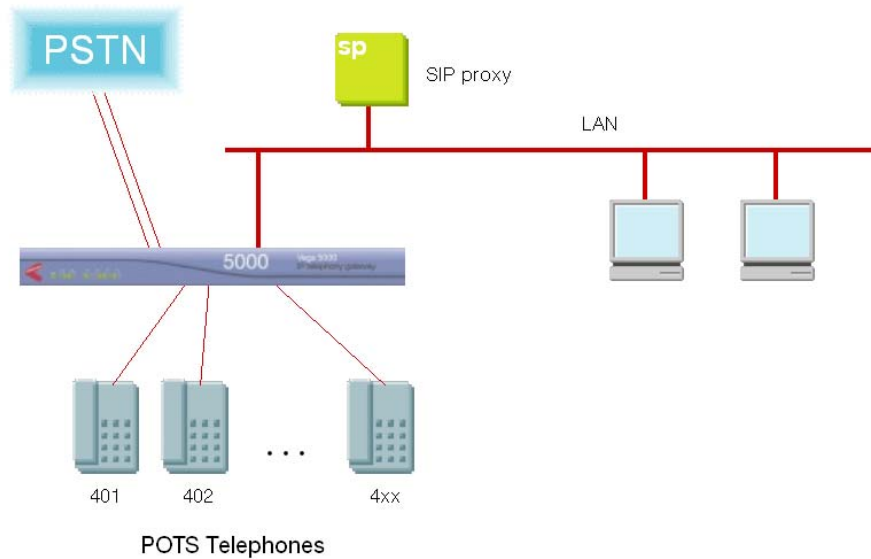
Each RJ21 / Amphenol / Telco 50 connector allows connection to 24 FXS interfaces

2 RJ45s allow connection to the 2 'fallback' FXO ports

FXO interfaces:

IF 0201	IF 0202
---------	---------

Typical configuration



Tech Spec

FXS

•Physical

Drives up to REN 2.5

Drive capability

- 1 km @ REN 2.5
- 2.5 km @ REN 1.5
- 6 km @ REN 0.5
- 8 km @ REN 1.0 (extended drive mode)

Line power supplied

•Signalling

- Loop start
- DTMF dialling detection

Line current reversal generation

- answer and disconnect indication

Loop current disconnect generation

- disconnect indication

FSK (mdmf & sdmf) and DTMF Caller ID generation

Fallback relays on FXS ports 1 and 2 to the two fallback FXO ports

FXO

- Physical


- Software configurable interface impedance: 600R, 900R and CTR21
- REN 0

- Signalling

- Loop start
- DTMF outdial
- Loop current disconnect clear-down detection (aka Battery Stop)
- Line current reversal detection (aka Battery Reversal)
- FSK (mdmf & sdmf) and DTMF Caller ID detection

Vega and cable pinouts

An RJ21 / Amphenol / Telco 50 connector is used for up to 24 analogue telephony connections.



Ch 1 – 24	Ch 25 - 48	Pinout	
Channel	Channel	Ring	Tip
1	25	1	26
2	26	2	27
3	27	3	28
4	28	4	29
5	29	5	30
6	30	6	31
7	31	7	32
8	32	8	33
9	33	9	34
10	34	10	35
11	35	11	36
12	36	12	37
13	37	13	38
14	38	14	39
15	39	15	40
16	40	16	41
17	41	17	42
18	42	18	43
19	43	19	44
20	44	20	45
21	45	21	46
22	46	22	47
23	47	23	48
24	48	24	49
Unused	Unused	25	50

Note: the Ferrite clip(s) supplied with the Vega 5000 should be attached 1 per RJ21 / Amphenol / Telco 50 cable – this is required for EMC approvals compliance.

The pinout of the RJ45s for FXO interfaces is as follows:

Vega 50
4 (Ring)
5 (Tip)

Cables with RJ45 sockets are used to connect the Vega to a Ethernet LAN hub. A standard 1:1 cable is required.

Ethernet
1 (Tx+)
2 (Tx-)
3 (Rx+)
6 (Rx-)

Serial cable:

The serial cable consists of a lead with an RJ45 connector on the Vega gateway end and a female 9 way D-Type connector to plug into the PC.

Serial Cable	
RJ45	9 way D-Type
1	8
2	6
3	2
4	5
5	5
6	3
7	4
8	7

Web: www.vegastream.com
www.vegaassist.com

Email: support@vegastream.com